




9100/9600

M O D E L

CLASSIC STEEL

Affordable steel door that offers more
insulation and design options



Sonoma panel, Almond finish, decorative hardware

style. safety. variety.

these are no ordinary garage doors.



Built for performance and affordability, Models 9100 and 9600 offer robust features with a variety of options at affordable prices, adding style and curb appeal to your home. These doors are chosen by homeowners for their insulating value, durability, style and safety features.



Sonoma panel, White finish, Stockton III windows, decorative hardware

performance features



The TorqueMaster® Plus counterbalance system seals springs safely inside a steel tube to prevent accidental release of tension that could cause injury. TorqueMaster® Plus features anti-drop safety technology.



Tamper-resistant safety bottom brackets help avoid possible injury by preventing inadvertent loosening when the counterbalance cables are still under tension.



Door panels are engineered with pinch-resistant design to prevent finger injuries while the door is closing.



Models 9100 and 9600 are available with structural reinforcements for use in coastal regions. They meet wind load requirements of the International Building Code, Florida Building Code and Texas Dept. of Insurance.



Wayne Dalton doors feature horizontal integral struts at the top and bottom of door sections which adds rigidity and strength for long life and smooth operation.



Models 9100 and 9600 come with foamed in place polyurethane insulation with an R-value* of 9 for Model 9100 and R-value of 11 for Model 9600. Insulation can improve your home's thermal efficiency, reduce street noise and make the door operate more quietly.



Models 9100 and 9600 offer a Limited Lifetime Warranty against cracking or splitting due to rust-through and against degradation of the foam insulation. See full warranty for complete details.

*Wayne Dalton uses a calculated door section R-value for our insulated doors.


9100/9600 model comparison

	Model 9100	Model 9600
Door construction	3-layer construction Steel/Polyurethane/ Toughgard™ backer	3-layer construction Steel/Polyurethane/ Steel
Insulation	R-9* foamed-in-place polyurethane**	R-11* foamed-in-place polyurethane**
Wind load models	Available	Available
Warranty	Limited Lifetime	Limited Lifetime

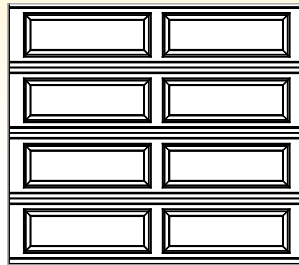
* Miranda uses a calculated door section R-value for our insulated doors.

** Polyurethane insulation provides superior insulation value and thermal efficiency compared to polystyrene.


1 choose your style:



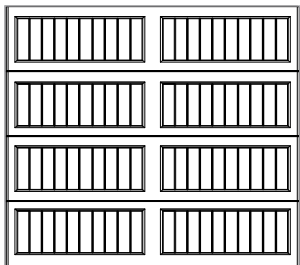
Colonial




Ranch



Sonoma



Sonoma Ranch



Contemporary

2 choose your color:



Model 9600 is available with the TruChoice™ Color System, Miranda's custom painting process that offers more than 6,000 colors. Call Miranda for details.

Paint finishes



White



Almond



Desert Tan



Taupe



Gray
Available for 9100
only



Green
Available for 9600
only



Brown

Actual colors may vary from brochure due to fluctuations in the printing process. Always request a color sample from Miranda for accurate color matching.

3 choose your windows:

For **Colonial** and **Contemporary** Panels



Cascade I



Cascade II*



Cathedral II*



Cathedral I



Cascade III**



Clear I



Clear II*



Clear III**




Prairie I



Prairie II*



Sherwood I



Sherwood II**



Arched Stockton*



Stockbridge*



Stockton I



Stockton II*



Stockton III**



Waterton I



Waterton II*



Waterton III**



Williamsburg I



Williamsburg II**

* 9100 Contemporary panel only
**Contemporary panel only

For **Sonoma** Panels



Clear I



Clear III



Arched Stockton



Cascade I



Cascade III



Cathedral I



Stockbridge



Stockton I



Stockton III



Waterton I



Waterton III

The following windows are available for double car doors with the **Sonoma** panel design



Arched Stockton Single



Arched Stockton Double

Décor™ windows for **Colonial** and **Contemporary** Panels



Majestic Brass



Majestic Leaded



Majestic Brass II*



Majestic Leaded II*




Reflections Brass



Reflections Leaded



Reflections Brass II*



Reflections Leaded II*

*Contemporary Panel
Model 9100 only

**Contemporary Panel only

For **Ranch** Panels



Cascade II



Cathedral II



Clear II



Prairie II



Sherwood II



Arched Stockton



Stockton II



Stockbridge



Waterton II



Williamsburg II

Décor™ windows for **Ranch** Panels



Majestic Brass II



Majestic Leaded II



Reflections Brass II



Reflections Leaded II

For **Sonoma Ranch** Panels



Ashton IV



Cathedral IV



Cascade IV



Clear IV



Ruston IV



Sherwood IV



Stockbridge IV (3-Lite)



Arched Stockton IV



Stockbridge IV (4-Lite)



Stockford IV



Stockton IV (4-Lite)



Stockton IV (6-Lite)



Stockton IV (8-Lite)



Stockton IV (8-Lite Arched)



Stockton IV (12-Lite)



Waterton IV



Williamsburg IV



Wyndbridge IV



Williamsburg IV

Not all windows are available in all sizes or in all areas. Some windows are special order. Check with your Miranda dealer for details.



Ranch panel, Brown finish

glass options



Clear Glass



Obscure Glass



Green Tinted Glass



Gray Tinted Glass



Satin Edge Privacy Glass

Optional window placement (Model 9600 only)

Vertical window column




Contemporary panel, White finish with Clear II windows

Double row of windows



Windows may be arranged vertically or horizontally on Colonial, Ranch and Contemporary designs. Up to 50% (two rows) of the door can include windows. Windows placed in the bottom section of a door must use DSB 1/8", or tempered, or 1/2" insulated glass.

4 choose your hardware:



Spear



Fleur De Lis

Additional hardware options are available. See website for complete line of decorative hardware.



Colonial panel, Custom paint, Stockton II windows



Sonoma panel, Arched Stockton windows



BEFORE



AFTER

*Sonoma panel, Brown finish,
Arched Stockton windows*



SOLD AND DISTRIBUTED BY:



GARAGE DOORS

4181 Sladeview Crescent #46, Mississauga, ON L5L 5R2

www.mirandawindows.com

© 2016 Miranda Windows & Doors, | All Rights Reserved