


Sonoma panel, Brown finish, Arched Stockton windows, decorative hardware


door construction

- Embossed, high tensile steel panels give the look of wood with the strength of steel.
- Two-coat, baked-on polyester finish is virtually maintenance-free. This finish also makes an excellent base if you repaint to match the existing exterior colors of your home.
- The foamed-in-place polyurethane insulation is chemically bonded to each steel section, creating a structure with higher strength and dent resistance.
- Heavy-gauge steel wraparound end caps trim-out door edges for better appearance, improved strength and to protect the foamed-in-place polyurethane insulation from damage.
- Integral foam-filled horizontal struts at the top and bottom of door sections add rigidity for long life and smooth operation – extra strength without extra weight.
- Wind load models available. 
- Sound-absorbing insulation makes the door operate quieter and eliminates wind-rattling.
- Hot-dipped galvanized vertical supports add strength and durability.
- Attractive, low-profile hinges provide maximum strength between sections and add stability compared with ordinary vertical hinges. Hinges are factory-installed for proper alignment and smoother door operation.
- Bulb-shaped bottom seal remains flexible even in extreme cold to help keep the bad weather outside.
- SilentGlide rollers with nylon wheels and solid steel shafts provide years of smooth, quiet, dependable service.
- Protective polymer caps add a finishing touch to the reinforcing struts.
- An insulated garage door improves your home's thermal efficiency.


specifications

Panel Designs

Steel panels are embossed with a wood grain texture giving the look of genuine wood.



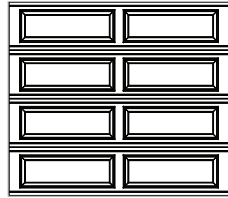
Colonial



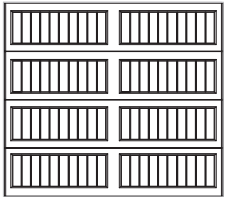
Sonoma



Contemporary



Ranch



NEW! Sonoma Ranch†

†Available second half of 2015

Colors

Paint Finish



White



Almond



Desert Tan



Taupe



Gray



Brown

Actual colors may vary from brochure due to fluctuations in the printing process. Always request a color sample from your Dealer for accurate color matching.

Windows


Decorative window inserts are available to enhance the look of your garage door. Here are some examples. See website for all options.



Clear II



Cascade I




Sherwood II



Stockton I

Hardware

Hardware options are available. Visit our website at www.mirandawindows.com for details.



Safety and Security


Pinch-resistant design helps push fingers out of harm's way if accidentally placed near a closing door.

The TorqueMaster® Plus is the first counterbalance system to seal springs safely within a steel tube. It contains an anti-drop feature that eliminates the risk of door free fall.

Tamper-resistant safety bottom brackets help avoid possible injury by preventing inadvertent loosening when the counterbalance cables are still under tension.

Thermal Efficiency and Noise Control

- The R-9* polyurethane insulation is substantially more effective than the same thickness of common polystyrene insulation.
- Bulb-shaped bottom seal remains flexible even in the cold to keep out bad weather.
- The foamed-in-place insulation helps block street noise from entering into living areas that adjoin the garage.



Warranty

Model 9100 offers a Limited Lifetime Warranty against cracking, splitting, rusting through or section deterioration. See dealer for complete warranty details.

* R_{17} [uses a calculated door section R-value for our insulated doors.

SEE ALL THE LOOKS AVAILABLE ON OUR GARAGE DOOR DESIGN CENTER AT www.mirandawindows.com

Dealer Imprint Area



www.mirandawindows.com