

The most advanced vinyl  
Superior quality  
Beauty and performance  
Reliability  
Energy efficiency

**Miranda**  
*Windows & Doors*


**Essex**  
Swing Patio Door Series



# Features



There is nothing quite like the **Essex Swing Patio Door**. The execution of an uncompromising vision in advanced vinyl. It was conceived to create unmatched performance with the satisfying vistas only a swinging patio door can provide. From its secure five-point locking system to its superior energy-efficient dual-glazed Low-E glass, it's your best choice for quality, design and functionality.



Featuring Monticelli Corner Keys, an innovative technology that improves rigidity & strength.

Multi-point lock



## Standard Hardware

A **unique handle set** with integrated keylocks. Available in Brushed Nickel, Bright Brass or Oil Bronze.



**SENTRY Adjustable hinges** provide strength and security. Vertical and horizontal adjustment creates that perfect fit.

## Durable Sash

- Reinforced with steel to withstand higher wind loads
- 1" sealed units for optimal thermal performance
- 45° welded corners for superior strength and water resistance

## Frame & Panel

- 4 7/8" welded frame
- Double perimeter seal for superior air-tightness
- Components easily installed and replaceable
- Inswing or outswing configuration with adjustable hinges

## Glazing

Outstanding thermal efficiency is realized by a 1" high-performance glazing unit utilizing the most advanced **Low-E** glass, argon gas fill and Quanex **Super Spacer®** technology.

*Super Spacer®*



**Multi-point Lock.** A heavy-duty, stainless steel locking system which provides **five** locking points on the door frame, comes as standard hardware.

## Essex Swing Patio Door Series

# Hardware & Glass Options

## Optional Decorative Glass, Inserts and Screens




Venice (wrought iron)



Spectrum (decorative bevels)



Retractable Screen



## Optional Decorative Grills

Internal grills are available in a wide range of design styles with colours that include **Flat** or **Georgian Grills** in Two-tone or White, and **Pencil** or **Square Grills** in White, Brass or Pewter.

## Optional Internal Mini-Blinds

- Fingertip operation
- No external cords
- No dusting
- Low-E glass

From maximum visibility to complete privacy at the tip of a finger. Slide the lever to raise, lower or tilt the mini-blinds which are sealed between the insulated glass unit ensuring complete maintenance-free operation.



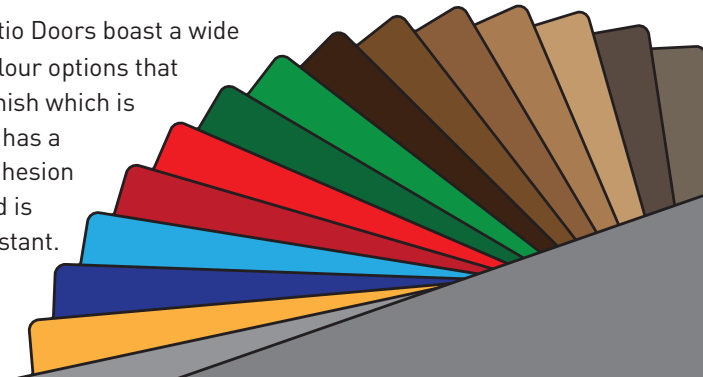
Raise and lower operation lever

## Optional Frame and Sash

- 1¼" frame extensions
- 4½" sill plate
- Brick mold

## Optional Exterior Colours

Miranda Patio Doors boast a wide range of colour options that feature a finish which is U.V. stable, has a superior adhesion process and is impact resistant.



# Specifications

## Dimensions Door/Panel Configurations and Finished Sizes **IN-SWING**


For **Out-Swing** Doors deduct 5/8" from the In-Swing frame size (Height only)

1 Panel In-Swing
30 1/2" W x 79 1/2" H or 95 1/2"
33 3/8" W x 79 1/2" H or 95 1/2"
36 1/2" W x 79 1/2" H or 95 1/2"
39 3/8" W x 79 1/2" H or 95 1/2"

Glass Size
19 1/8" W x 67 1/2" H
22" W x 67 1/2" H
25 1/8" W x 67 1/2" H
28" W x 67 1/2" H

2 Panel In-Swing
59 1/2" W x 79 1/2" H or 95 1/2"
65 3/8" W x 79 1/2" H or 95 1/2"
71 1/2" W x 79 1/2" H or 95 1/2"
77 3/8" W x 79 1/2" H or 95 1/2"

Glass Size
19 1/8" W x 67 1/2" H
22" W x 67 1/2" H
25 1/8" W x 67 1/2" H
28" W x 67 1/2" H



## Performance Essex In-Swing Door Series meets **NAFS/Class R-PG35-Type SHD**

Standard	Air Leakage	Water Penetration Resistance	Design Pressure
AAMA/WDMA/CSA101/1.S.2/A440-11 A440S1-09	A3 - 0.3 L/s.m <sup>2</sup>	260 Pa (5.43 psf)	±2880 Pa (±60.15 psf)

**Distributed by: Miranda Windows & Doors**  
**Address: 4181 Sladeview Crescent #46,**  
**Mississauga, ON L5L 5R2**

**Phone: (905) 896-7974**

**Miranda**  
*Windows & Doors*



Our products meet the ENERGY STAR® program guidelines to help protect the environment through superior energy efficiency.